



Hi all,

Hope everybody is doing well. I know a lot of you are worried about not having the children’s books but you can get plenty of work done without them. You will need to put a few things together yourselves first though. The work I am listing is mostly revision so it shouldn’t be too difficult for them but go at a pace that is suitable for your own child. If this goes on longer than we hope I can introduce some new material later on. Take your time with each activity and if they are losing interest take a break and come back to it later or go straight to a song for a movement break. If you feel it is too much then just pick and choose what you feel your child needs more work on or just do part of it. If you feel it is too little try and make the activities more challenging. Please remember that this isn’t something you have to do. I know some parents are still working and it would be very time consuming to have to do this on top of work. It’s for those of you looking to fill the day. Do what every works for you and your child. If they just want to do the interactive games, songs and stories then leave it at that. These are still educational and worthwhile activities.


**Using card or paper make the following sounds on individual squares like the one below**

- Set 1: s a t i p n
- Set 2: ck e h r m d
- Set 3: g o u l f b
- Set 4: ai j oa ie ee or
- Set 5: z w ng v oo OO
- Set 6: y x ch sh



**Make the following ten tricky words on card/paper the same size as below**

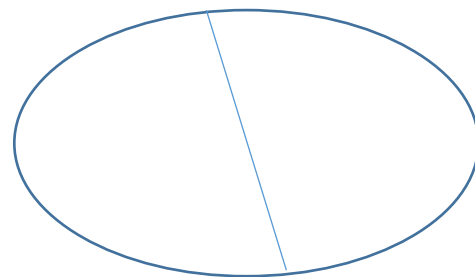
- I
- the
- he
- she
- me
- we
- be
- was
- to
- do



Sign up to go noodle <https://app.gonoodle.com/login>

Write the numbers 1-10 on squares the same size as the sounds

Make a grid like the one below large enough to fill an A4 page



### General oral language:

- 1: What day is it today? What day was it yesterday? What day will it be tomorrow? Practice the days of the week if necessary.
- 2: What month is it?
- 3: What season is it? What happens in this season? (To weather/plants/animals)
- 4: What kind of weather do we have today?

### Monday

- Oral language (See above)
- Phonics: practice all sounds using sight cards  
Revise 'j'.  
Think of some words beginning with j.  
Look at j words on starfall <https://www.starfall.com/h/abcs/letter-j/>  
Draw and colour pictures of objects beginning with j  
Sing some jolly phonics songs (from your phone/ipad/laptop)  
<https://www.youtube.com/watch?v=U2HYM9VXz9k>
- Handwriting: revise the letter c (saying 'up around, down and around')  
<https://www.youtube.com/watch?v=lZsIBruLAVs&t=11s>  
Make it in the air, on a table, on somebodies back, in some sand, with some playdough etc.  
Then practice on some paper/whiteboard/chalkboard. (Watch pencil grip)
- Movement break: [https://www.youtube.com/watch?v=JV-D\\_K4drsA](https://www.youtube.com/watch?v=JV-D_K4drsA) tell them to teach the family the Pinocchio song (Take a longer break if necessary)
- Maths: Counting forwards/backwards 1-10  
Using blocks/crayons/pegs (any small objects really) "get me 3 pegs/5 pegs" etc  
Using the A4 grid above make combinations up to 3. Place 1 object on one side of the line and one on the other. 1 and 1 make 2 (we're not using plus and equals yet). 1 and 2 make 3. 2 and 1 make 3. Get them to make it and tell you what it is
- Practice writing some 2s  
Song: <https://www.topmarks.co.uk/Flash.aspx?bbc=fivelittlemonkeys>
- Read a story  
Chat about the story: Who/What/Where/When/How questions


### Tuesday

- Oral language
- Phonics: revise some sounds. Turn some of the cards over so that you cannot see what sound it is. Have them turn over one card at a time naming the sound, doing the action to go with it and think of a word beginning with that sound or a word that containing it.  
Revise oa Think of some words that have oa in it and draw some pictures.  
<https://www.youtube.com/watch?v=M8nGaspuWAQ>
- Handwriting: Revise a (saying "around like 'c', up, back down and a little tail' as you make it).  
Make it in the air, on a table, on somebodies back, in some sand, with some playdough etc.  
Then practice on some paper/whiteboard/chalkboard. (Watch pencil grip)

<https://www.youtube.com/watch?v=IKuiYovBIBA>

- Tricky words: Revise I, the, he, she. Ask them to come up with a few sentences for each 'I love school', '**the** dog chased **the** cat', '**he** is my friend', '**she** is my sister' etc.
- Movement break: <https://www.youtube.com/watch?v=2UcZWXvgMZE> (Take a longer break if necessary)
- Maths: Lay out the number cards 1-5 in a mixed up order. Have them re arrange them correctly. Get them to close their eyes while you turn one number over. 'What number is hidden?' Count up to that number and stop, count back from that number, clap/jump/tap the number.  
Revise the circle. <https://www.youtube.com/watch?v=YRWbpsREIVU&t=27s>  
Go on a circle hunt around the house. Draw some big circles and some small ones. Colour the big ones red and the small ones yellow.  
Game: <https://www.topmarks.co.uk/ordering-and-sequencing/caterpillar-ordering>  
Song: <https://www.topmarks.co.uk/Flash.aspx?bbc=fivelittleducks>
- SESE: Find your favourite toy  
Discuss: Who gave it to you? What was it for? What does it do? What do you like most about it? Is there anything you don't like about it? Why is it your favourite?  
Draw a picture of it.  
<https://www.youtube.com/watch?v=BoJBeGUHGv8>

### Wednesday

- Oral language
- Phonics: Jolly phonics songs while marching around the room  
<https://www.youtube.com/watch?v=U2HYM9VXz9k>  
'an word family': tell them 'I want you to make the word 'an' using your cards'. 'Can you think of some other words that sound the same? (man, can, tan, fan, ran, pan....) each time they think of a new word ask the what sound they need to take away and what one they need to replace it with.  
<https://www.starfall.com/h/ltr-sv-a/maw-an/?sn=ltr-classic>  
Revise 'ie' Think of some words that have 'ie'  
[https://www.youtube.com/watch?v=nF2MaR7\\_J8Q](https://www.youtube.com/watch?v=nF2MaR7_J8Q)  
Draw something from the video
- Handwriting: Revise d (saying 'around like a c, up tall, back down')  
<https://www.youtube.com/watch?v=zx8pRa1gprA> (lower case only)  
Make it in the air, on a table, on somebodys back, in some sand, with some playdough etc. Then practice on some paper/whiteboard/chalkboard. (Watch pencil grip)
- Movement break: <https://app.gonoodle.com/login> pick a few activities (Take a longer break if necessary)
- Maths: have them order the cards 1-5 like yesterday. Then get them to turn them all over. Pick one card to turn over. What number is this? What number comes before it? Let's check! (turn over the card before it) What number comes after it? Let's check! (Turn over the number after it). Turn them all back over facing down and pick another number to focus on. Finger patterns: 'Show me 3' (baby finger is always 1), show me 4/2/1/5.... Switch hands. Draw a caterpillar (like below but bigger) using lots of circles. Colour it in using a red, green, yellow pattern. (Red, green, yellow, red, green, yellow.....) Do some more if you like with three different colours   
[http://resources.hwb.wales.gov.uk/VTC/simple\\_patterns/eng/Introduction/MainSession.htm](http://resources.hwb.wales.gov.uk/VTC/simple_patterns/eng/Introduction/MainSession.htm)
- SESE: The rainbow.  
<https://www.coolkidfacts.com/rainbow-facts/>  
Draw or paint a rainbow

<https://www.youtube.com/watch?v=2kfoIABGpkY>

### Thursday

- Oral language
- Phonics: Stop the clock. Lay out all the sounds face down. Using a timer (on the phone or ipad) see how many sounds they can turn over and name in 30 seconds. Play a few times to see if you can beat your score. Help them count the cards at the end of each game. Revise ee. Think of some words that have ee in them. Draw some pictures.  
<https://www.youtube.com/watch?v=F9oQmsGajmA>
- Tricky words: Revise me, we, be, was. Ask them to come up with a few sentences for each.
- Handwriting: Revise g. ('Around like a c, up, down under the ground and a curl) remind them that g is a hanging letter  
<https://www.youtube.com/watch?v=yhiUUqItVHg&t=78s> (Lower case only)  
Make it in the air, on a table, on somebodys back, in some sand, with some playdough etc. Then practice on some paper/whiteboard/chalkboard. (Watch pencil grip)
- Movement break: <https://www.youtube.com/watch?v=ufOuKmkWnKs> have them teach the family the penguin dance. (Take a longer break if necessary)
- Maths: pick a number 1-5 or 1-10 (depending on you child's ability) and ask them to count on from that number. For example: You say 3, they continue on 4, 5, 6, 7. you say 6, they say 7, 8, 9, 10 etc.  
Combining: Using the A4 grid above and small objects make combinations up to 4. Place some objects on one side of the line and some on the other. 3 and 1 make 4 (we're not using plus and equals yet). 2 and 2 make 4. 1 and 3 make 4. Get them to make it and tell you what it is using the exact words above.  
Revise the square. <https://www.youtube.com/watch?v=WHypLi16j4o>  
Go on a square hunt around the house. Draw some big squares and some small ones. Colour the big ones green and the small ones blue.  
Song: <https://www.topmarks.co.uk/Flash.aspx?bbc=fivelittleducks>
- SESE: Look out your window. Draw some things you can see. Draw some things you can hear.  
<https://www.youtube.com/watch?v=YVgv1EFJZHc>
- Story: <https://www.youtube.com/watch?v=75NQK-Sm1YY&t=4s>  
Chat about the story: Who/What/Where/When/How questions

### Friday

- Oral language
- Phonics: Bingo: Pick **some** sounds and lay them out. When you call a sound the child gives you a word beginning with or containing it and then turns it over. When they have all the cards turned over they call bingo.
- Reading: <https://www.starfall.com/h/ltr-sv-a/zac-the-rat/?sn=ltr-classic> help them to blend some of the words and look out for any tricky words.
- Handwriting: Practice writing your name. Make sure they use only a capital for the first letter and the rest in lower case.
- Tricky words: Bingo (Same as above)
- Movement break: Go noodle
- Maths: Roll a dice. Say the number and make the pattern using counters or small objects. Draw the pattern. Do for a few numbers or all if you want to expand.
- Song: <https://www.topmarks.co.uk/Flash.aspx?bbc=fishalive>
- Game: <https://www.topmarks.co.uk/learning-to-count/teddy-numbers>
- SESE: Melting. If you have chocolate make some rice krispie cakes discussing how it is done step by step (First we..., next.....) the main focus is on how the chocolate melts because of heat be it over a saucepan or in a microwave. Don't worry if you don't have whats needed to

make rice krispie cakes. You can use ice cream as an example or make some ice and leave it melt. Watch cheese melt on a pizza, etc.

- Read a storybook

**Extra activity:** This is just a **suggestion!!!** If you would like something extra to do you can write a letter to a resident of Haven Bay care centre (or another of your choice). The address is Haven Bay Care Center, Ballynacubby, Kinsale, Co. Cork. Begin with dear resident and have your child tell you all that they would like to write to this person about.

For example:

Dear resident,

My name is..... I am x years old. Mention school, likes/dislikes, favourite tv show/toy etc. include some drawings. From what I have read An post is sending out two post cards to each house shortly. You could use one of these if you wish.

Looking forward to seeing all of you very soon.