

Welcome to the Happy Talk Insect Pack!



Happy Talk is a part of the HSE Speech and
Language Therapy Service.

Happy Talk seeks to support language, literacy and
learning skills of young children.

Welcome to the Happy Talk Insect Pack!

This pack contains ideas and activities to play and use at home to help develop early language, literacy and learning skills.

We hope you enjoy these resources, and send photos of your drawings, make and do, and stories to us by email to aoife.oshea@hse.ie, by text or Whatsapp to 0876440177 or on Facebook (Happy Talk).

We look forward to seeing our regular Happy Talkers again in Cork City! Please note however, we are happy for this resource to be shared far and wide, and hope as many people as possible enjoy it.


All materials used in this pack are either generated by Happy Talk - HSE or are free to download online.

The activities in this pack are intended for children aged approximately 4 - 8 years. However that doesn't mean some of these activities can't be enjoyed by kids of all ages; even grown up kids!

We wish to thank the students and staff of UCC Speech and Language Therapy Dept. for helping to make these packs possible.

Happy Talk Mindful Moments

Happy Talk Mindful Moments are a chance to take a time out and to settle or energise your brain and body. Learning to pay attention can build great listening and learning skills. In these times it is normal to feel a little worried, and so a Happy Talk Mindful Moment is a great way to remain calm.



Slow As A Snail Mindful Moment

To start this Mindful Moment we are going to stand with our two feet flat on the ground and our arms hanging by our side. For this Mindful Moment we are not in a hurry, we want to see how a snail sees the world. If you are doing this Mindful Moment together make sure you are moving so slowly that you don't bump into each other!

Close your eyes, take three deep breaths, pay attention to the sound of your breath. Open your eyes, and pick three places in the room you are going to visit. Then, slow as a snail, walk to each of those places, stopping at each one for three more deep breaths e.g. walk to the couch, then the door, then the tv.

Concentrate on your feet and see how slowly you can walk? If you are doing this Mindful Moment together wait until everybody reaches each of their points and take three deep breaths together.

Insect Rhymes and Songs

For this rhyme draw/colour a picture of a ladybird, grasshopper and caterpillar. You can stick the picture on a clothes peg and put them on your knee, head and hand as you say the rhyme!

Ladybird, Ladybird,
Fly out of the tree,
Ladybird, ladybird,
Landing on my knee!



Grasshopper, Grasshopper,
Hop out of the shed,
Grasshopper, Grasshopper,
Hop onto my head!



Caterpillar, Caterpillar,
Crawling on the sand,
Caterpillar, Caterpillar,
Crawl up on my hand.



Big Bugs, Small Bugs

To the tune of 'Frere Jacques'

Big bugs, small bugs x 2
See them crawl x 2
Creepy, creepy, crawling,
Never, never falling,
Up the wall x 2.

(Stretch arms, pinch fingers)
(Use hands to show insects crawling)
(Use hands to show insects crawling)
(Shake head, wag finger)
(Hands 'crawling' up into the air)

Insect Rhymes and Songs

Bumble Bee, Bumble Bee

This rhyme helps us to learn how important Bees are? Can you find any new words in this rhyme? We will learn more about bees later in the pack.

Bumble bee, bumble bee, yellow and black,
Four buzzing wings you have on your back,
Looking for nectar in flowering blooms,
Pollen filled legs that will need a good groom.
Helping our fruit grow and vegetables too,
Pollinating daily, what else do you do?



Incy Wincy Spider

Almost everybody knows this rhyme. Can you say this rhyme using the Happy Talk Rhyme Time Voices and Games?

Incy Wincy Spider

(hook thumbs and spread fingers to make a spider)

Incy wincy spider climbed up the water spout,

(spider climbs up tummy to head)

Down came the rain and washed the spider out,

(using fingers rain down head and face)

Out came the sun and dried up all the rain,


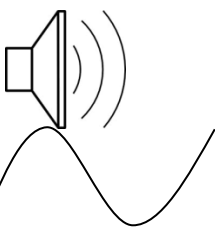









(wipe rain off face the head),

And the incy wincy spider climbed up the spout again.

(spider climbs up tummy to head again!)

Rhyme Time Voices and Games

Say the rhymes using the following games and activities.

<p>Whisper</p>  <p>WHISPER</p>	<p>Loud-Soft-Loud</p> 	<p>Laughing</p> 
<p>Robot Voice</p> 	<p>Silly Voice</p> 	<p>Slow Motion</p> 
<p>When it gets a bit easier try these games:</p>		
<p>Tap/drum/clap out each beat</p> 	<p>Tap/drum/clap out each word</p> 	<p>Say every second word with your child</p> 
<p>Leave words and see can your child fill the gaps</p> 	<p>Make mistakes and see does your child spot them</p> 	

Happy Talk Listening Rules

Look with your eyes

Listen with your ears

Mouth is closed

Feet on the ground

Hands are still



The Buzz, Click and Tap Listening Game



In this game you will pretend to be a buzzing bee, a clicking grasshopper or a tweeting cricket. (Check out these insects on YouTube if you want to hear their sounds!)



Buzzing Bee: Use your arms as wings and make a buzzing sound.

Buzzzzzzzz!

Clicking Grasshopper: Hands in the air to make antennae and make a clicking sound. Click! Click! Click!

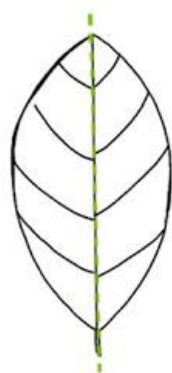
Tweeting Cricket: Hands and feet on the ground and make a tweeting sound. Tweet! Tweet! Tweet!

The leader of the game calls out 'Buzz like a bee!' or 'Click like a grasshopper!' or 'Tweet like a cricket!' and the others have to pretend to be the matching insect until the leader calls out 'STOP!' Then they have to listen carefully for the next turn! Don't forget to listen with your ears and look with your eyes!

Let's Get Symmetrical!

Insects are almost all symmetrical, but what does this mean? Things that are symmetric are the exact same on both halves / each side. If things are different on each side or if the halves don't match they are asymmetrical.

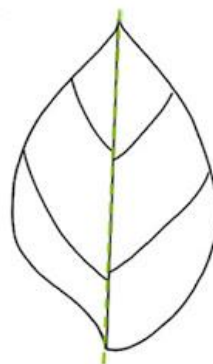
LEAF SYMMETRY



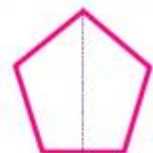
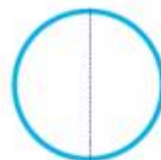
symmetrical




asymmetrical



Here we see some examples of shapes that are symmetrical. All these shapes can be divided down the middle and each half will be the same.

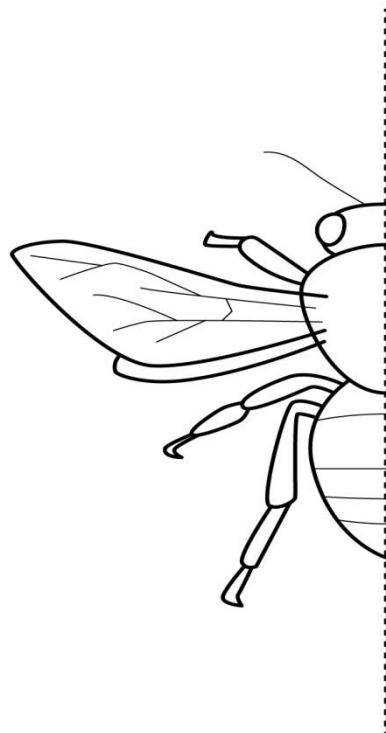
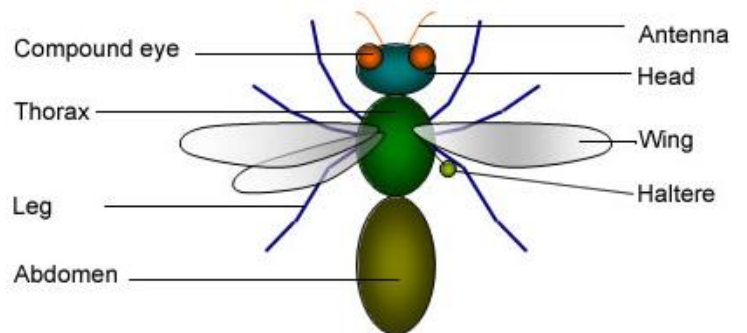
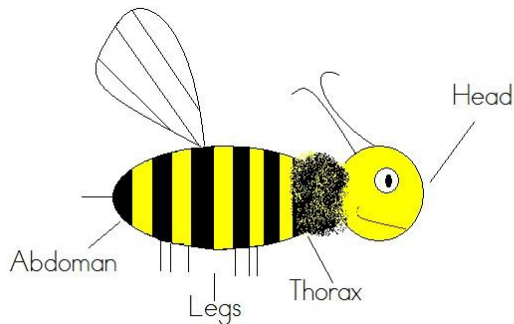


Can you find things that are symmetrical in your home or when you go for a walk?




Symmetrical Drawing

Use the templates or ask someone to draw half an insect so you can copy and finish the drawing. As you draw see if you can name the parts of the insects using words you know and these new words:



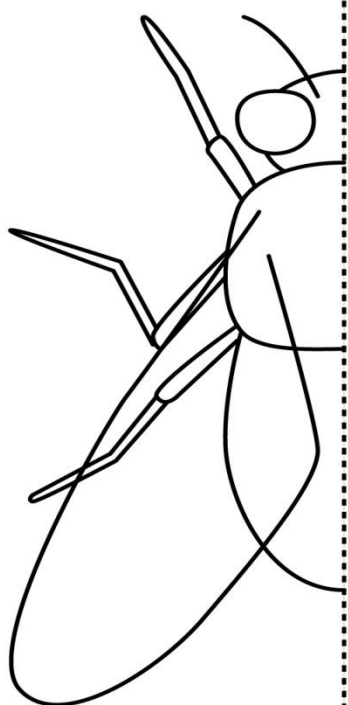
symmetry coloring page
bee



symmetry coloring page
butterfly

© Art for Kids!

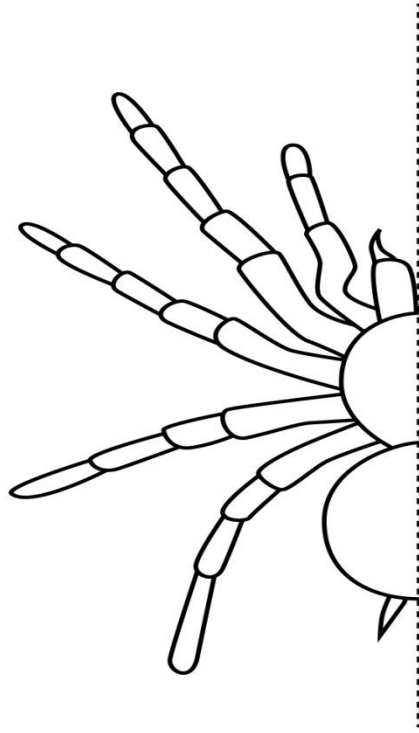
artforkidshub.com



symmetry coloring page
fly

© Art for Kids!

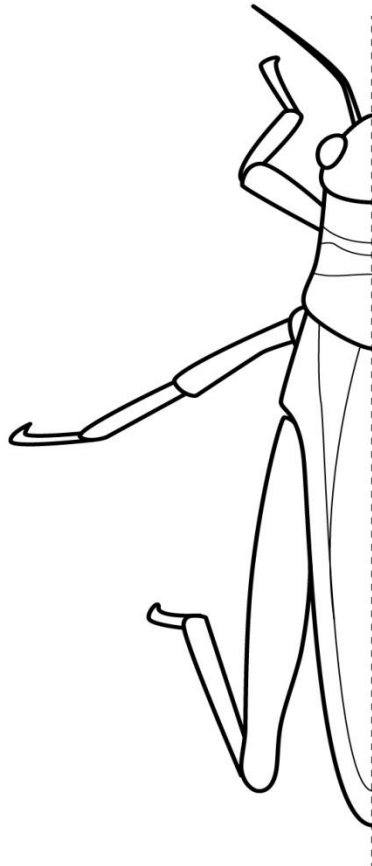
artforkidshub.com



symmetry coloring page
spider

© Art for Kids!

artforkidshub.com



symmetry coloring page
grasshopper

© Art for Kids!

artforkidshub.com

Funny Insect Facts and Jokes


Q: Why did the fly never land on the computer?

A: He was afraid of the world wide web.

HOUSEFLIES CAN ONLY HUM IN THE KEY OF F



ONE SPECIES OF ANT CAN MAKE ITSELF EXPLODE AS A FORM OF SELF-DEFENSE.




Q: Why was the ant so confused?

A: Because all his uncles were "ants"!

Q: What do you call a fly without wings?

A: A walk

THERE ARE SOME SPECIES OF MOTHS THAT ONLY LIVE ON SLOTHS.



Funny Insect Facts and Jokes

HONEYBEES SHAKE
THEIR BUTTS
TO EXPRESS
DISPLEASURE



Q: What did
the dog say to
the flea?

A: Stop
bugging me!


Q: What's worse
than a worm in your
apple?

A: Half a worm.

SOME MOTHS
DRINK THE TEARS
OF SLEEPING BIRDS.



BUTTERFLIES TASTE
EVERYTHING THEY
WALK ON



Q: What do you
call a snail on a
ship?

A: A snailor!

Illustrations used with the
generous permission of
Brooke Barker;
sadanimalfacts.com

You can use the
Insect Action Cards
to play lots of
games.

Insect Action Cards: Let's Play!



First thing: practice
naming and acting out
these insects so you
know what they are
called and what they do?

Place the insect
pictures / names
around the room and
make an insect
obstacle course. At
each point you have
to act out the insect.

Charades: Print, draw,
or write the insect's
name on a piece of
paper and take turns
picking them one by
one, and acting them
out. Can the others
guess what you are?

Morning Lucky Dip!
To get going every
morning pick 3 insects
out of a lucky dip to
act out and warm up!

Can you think of something else that does
these actions? What else can slide, hop,
flutter, wiggle, crawl, buzz, fly, climb,
march, click, sting, jump, shuffle, wait, eat?
Can you act these things out also?

Insect Action Cards



Slide like a
snail.



Flutter like a
butterfly.



Hop like a
grasshopper.



Wiggle like
a worm.



Crawl like a
beetle.



Buzz like a
bee.



March like
an ant.



Shuffle like
a caterpillar.



Climb like a
spider.



Click like a
cricket.



Wait like a
ladybird.



Sting like a
wasp.



Fly like a
fly.



Eat like a
dragonfly.



Jump like a
katydid.



Make and Do Ideas



Butterfly Symmetrical Painting

Bottle End Ladybirds



Bottle Top Caterpillar

Clothes Peg Insects



Drawing Insects

Draw an insect with four wings, two eyes, and a purple body. What is her name? What does she eat for dinner?







Draw an insect with two antennae, six legs and a big body. What is her name? What can she do with her antennae? Does she use them to feel, listen, see?

Draw an insect with 12 feet, big eyes, and a tail. What is his name? What will he wear on his feet?

Draw an insect with four eyes, two wings and a long tail. What is his name? How many pairs of glasses would he need?

Drawing Insects



Insect Action Words Word Search

L	B	R	K	S	G	E	S	L	D	T	Y	J	R	S
V	A	O	E	N	P	H	L	Q	A	L	P	L	A	Z
B	S	D	I	P	U	I	I	E	F	B	M	I	L	C
M	U	T	Y	F	P	C	D	R	B	E	E	T	L	E
H	S	Z	F	B	R	O	E	E	A	N	T	E	I	O
J	C	L	Z	A	I	T	H	K	R	O	W	L	P	N
U	E	R	W	D	T	R	Y	S	U	C	G	G	R	F
M	D	L	A	U	I	W	D	F	S	N	V	G	E	L
P	F	S	B	M	A	D	O	L	I	A	X	I	T	U
T	E	K	C	I	R	C	Y	Y	G	G	R	W	A	T
P	A	K	T	E	P	Y	L	T	B	L	K	G	C	T
N	S	H	S	O	F	F	E	N	A	A	C	P	D	E
D	R	A	G	O	N	F	L	Y	S	K	I	O	G	R
U	G	O	W	N	B	P	B	K	N	D	L	H	D	N
S	N	A	I	L	M	N	E	Z	R	Q	C	G	W	V

ANT
BUTTERFLY
CLICK
CRICKET
FLUTTER
GRASSHOPPER
KATYDID
SHUFFLE
SPIDER
WASP

BEE
BUZZ
CLIMB
DRAGONFLY
FLY
HOP
LADYBIRD
SLIDE
STING
WIGGLE

BEETLE
CATERPILLAR
CRAWL
EAT
FLYING
JUMP
MARCH
SNAIL
WAIT
WORK

Insect Quiz

1. How many insects will a ladybird eat in its lifetime?
A. 500 B. 5,000 C. 50,000
2. How many times does a bee's wing beat every second?
A. 190 B. 250 C. 330
3. How long have dragonflies lived on earth?
A. 8,000 years
B. 100,000 years
C. 300 million years
4. 'Greater Water Boatmen' breathe through their...
A. Bottom B. Mouth C. Nose
5. How many eyes does a caterpillar have?
A. 2 B. 6 C. 12
6. How many jars of honey can a bee colony produce in a year?
A. 220 B. 420 C. 620
7. Bulldog Ants can leap how many times their own body length?
A. 3 times B. 7 times C. 10 times
8. Butterflies taste with their...
A. Mouth B. Antenna C. Feet

(Answers and a Tie Breaker Question at end of Pack!)

(Search online to see what a Greater Water Boatman and a Bulldog Ant are!)

More Make and Do Ideas



Cut Out
Paper
Bugs

Fingerprint Caterpillars




Folded Butterflies

Footprint Grasshopper




Insects, Let's Talk

We know insects can buzz and click and tweet, but we can't understand what they are saying. Let's pretend we can understand. Take some time and look at the pictures below and imagine what the insects are saying to us or to each other. You will have to think about what the insect is thinking and what they want to say!




A large, empty speech bubble with a blue outline, intended for writing a response to the fly.




Four empty speech bubbles with blue outlines, arranged horizontally below the grasshoppers, intended for writing responses to each of them.

Insects, Let's Talk



Insects, Let's Talk



Did you know?

In many parts of the world people eat insects; in fact 2 billion people in the world eat insects.

In many countries people eat grasshoppers, crickets, mealworms and grubs.

Eating Insects



Why are insects good to eat and to farm?

Insects are high in protein, iron and calcium. Farming insects requires much less water, feed and produces a lot less CO2 that is harmful to the environment.

An Insect Picnic!

We are not suggesting you start eating insects today but maybe you could have a pretend insect picnic!



Eating Insects: An Insect Picnic



Things you can use:

1. Celery, cucumber, crackers or bread to make the branch the insect is sitting on.
2. Spinach, lettuce, mint or cucumber to make the leaves on the branch.
3. Tomatoes, blueberries, chickpeas, beans, cucumber, grapes, apples, kiwi and strawberries (or anything else you can think of) to make the insect bodies.
4. Cut up some olives, berries or raisins for the eyes. (Or anything else you can think of!)
5. Soft cheese or mayo (or anything else you can think of) to stick it all together.



Insect Life Cycles

Some of the words used when talking about insect life cycles:

Eggs

Larva

Pupa

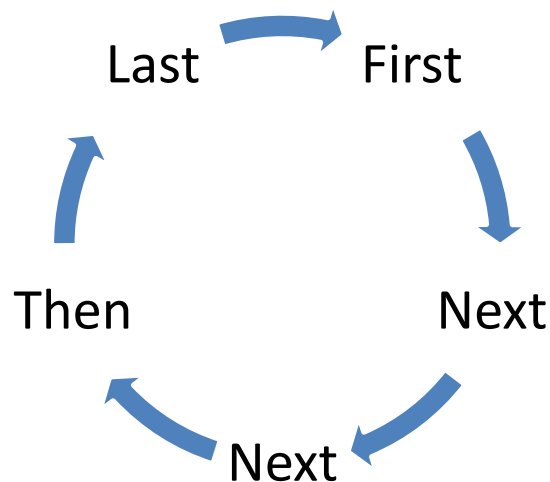
Molt

Adult

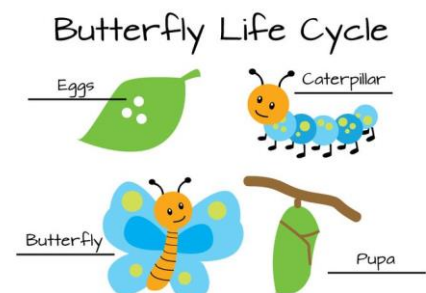
Laying

Let's look at some examples of insect life cycles. Can you tell the story of each insect's life cycles?

Use the following words to help you:

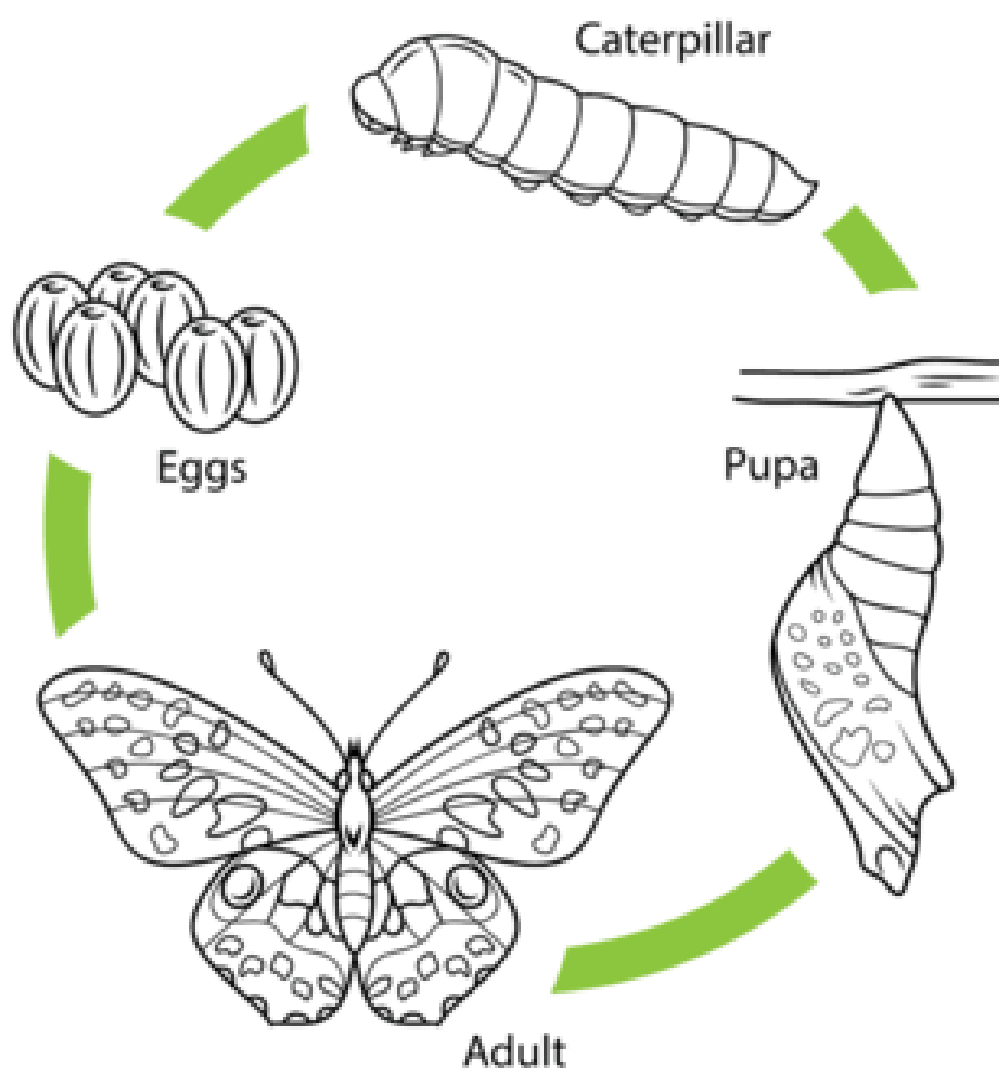


Can you think what happens to the insect once it is an adult? Where does it go? What does it eat? Who does it meet? What does it do all day and all night? Look up the answers and tell the next part of the insect's story.



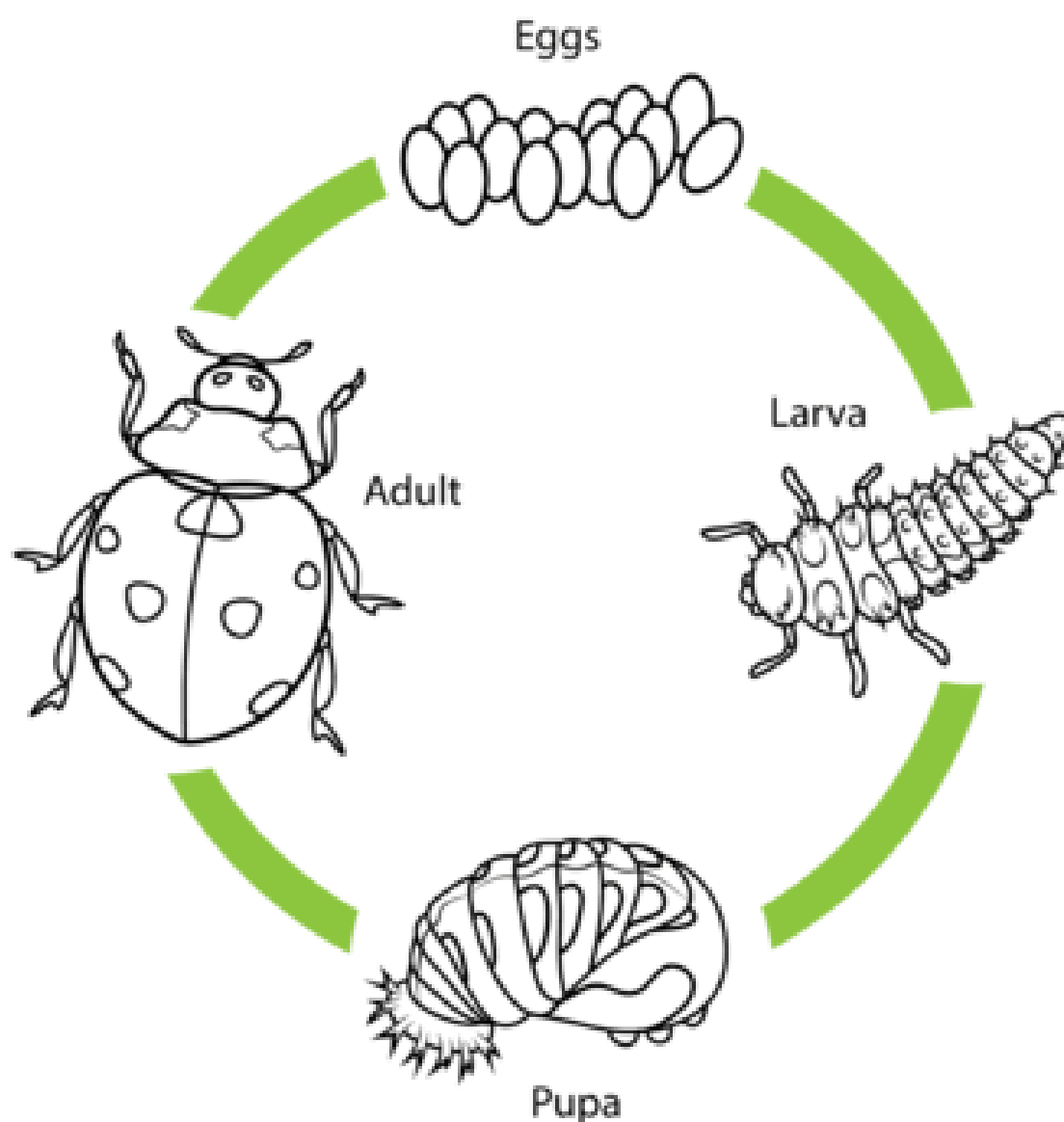
Insect Life Cycles

Life Cycle of a Butterfly



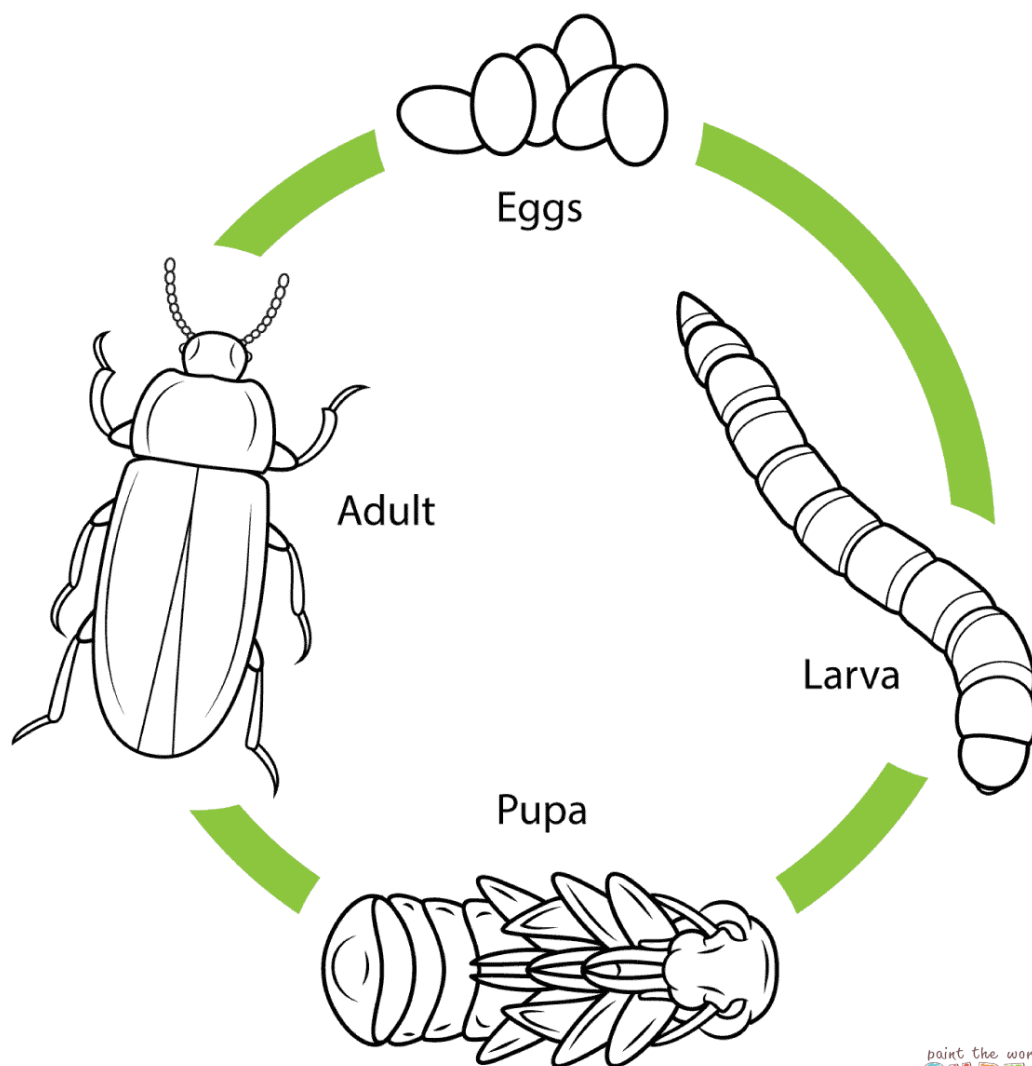
Insect Life Cycles

Life Cycle of a Ladybug



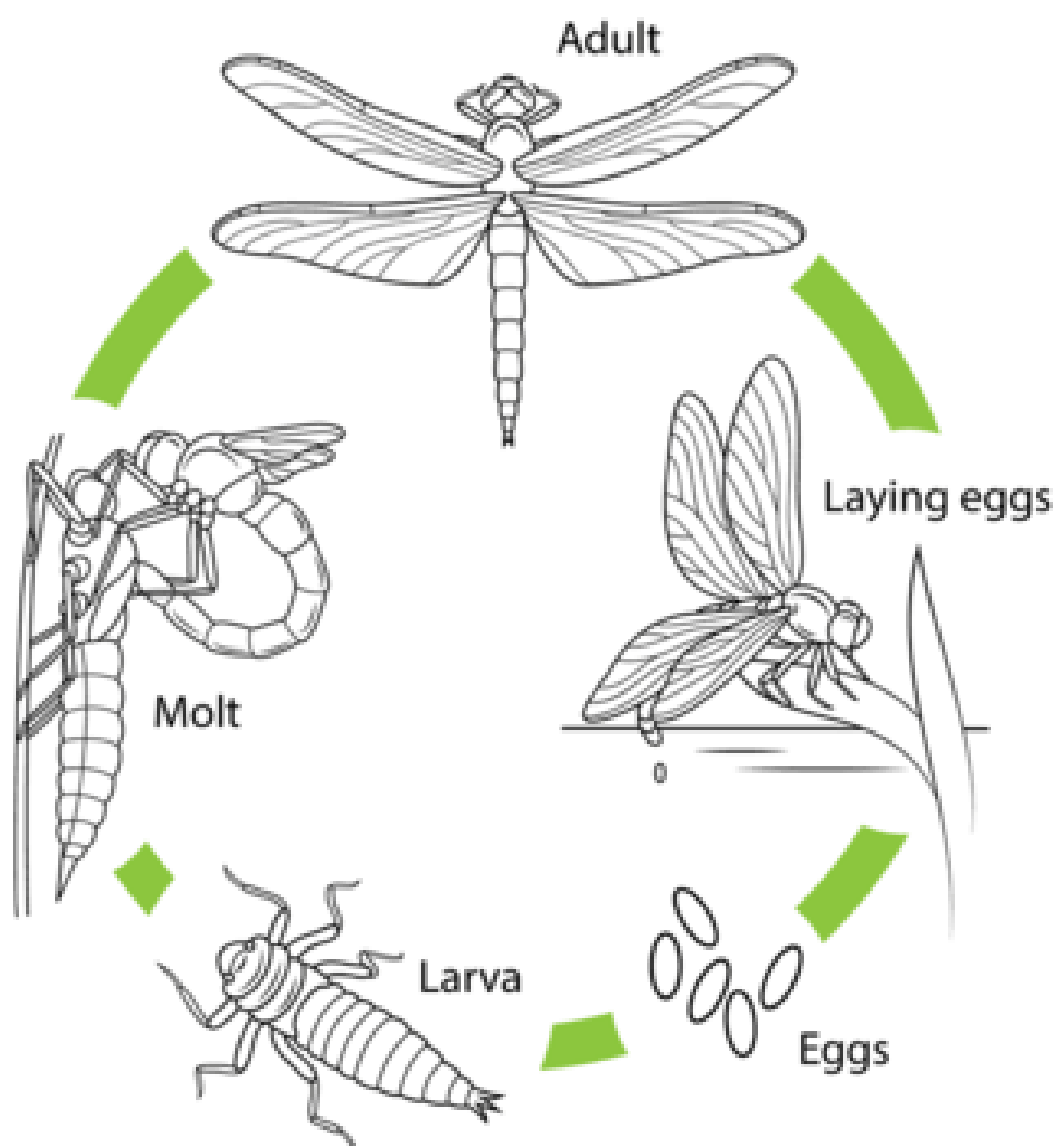
Insect Life Cycles

Life Cycle of a Mealworm



Insect Life Cycles

Life Cycle of a Dragonfly



The Tough Life of Bees



Did you know that being a bee is very tough these days? Bees are very important for our environment and for food growth, but they have lots of problems they have to overcome.

Bee Problem Number 1: Hunger

There aren't enough flowers on some farms or in our towns and cities. Bees need the food to last from early spring to late autumn and sometimes they run out of nectar.

What can we do?

Plant more wildflowers in your garden, or on your windowsills to help the bees get more food; daisies, poppies, bluebells and montbresia!



Bee Problem Number 2: Homelessness

Bees' nests are disappearing and bees are being pushed out of their natural homes. Bees want to live near farms to help the farmers pollinate the plants, and to make honey from the nectar of course!

What can we do?

Buy local honey to support someone who is helping bees live near a farm by keeping bee hives. Support your local bee keepers, like the County Cork Bee Keepers Association at <http://cocorkbka.org/>.

Bee Problem Number 3: Sickness

A very dangerous bug called Varroa Mite is causing bees to get sick.

What can we do?

If you see bees living near you, put out powdered sugar near to them for the bugs, they will leave the bees alone to get your sugar... they love it!



Bee Problem Number 4: The Changing Environment

Extreme weather is causing plants to grow earlier in the year and so bees have less nectar when they are ready to collect it.

What can we do?

Try planning flowers, herbs, and crops that do well in Irish weather!

These facts were adapted from the BEES! Classroom Activity Pack by The Ark. Find it online at ark.ie.



Insect Quiz Answers

1. How many insects will a ladybird eat in its lifetime?
B. 5,000
2. How many times a second does a bee's wing beat?
A. 190
3. How long have dragonflies lived on earth?
C. 300 million years
4. 'Greater Water Boatmen' breathe through their...
A. Bottom
5. How many eyes does a caterpillar have?
C. 12
6. How many jars of honey can a bee colony produce in a year?
A. 220
7. Bulldog ants can leap how many times their own body length?
B. 7 times
8. Butterflies taste with their...
C. Feet

Tricky Tie Breaker; (Participants need to know the answer to number 2 for the tricky tie breaker)

How many times does a bee beat its wing in minute? Fastest answer wins! Answer: 11,400.

Easy Tie Breaker; How many insects can you name in 30 seconds? The most wins!

Check out natgeokids.com for lots of insect facts!