

Welcome to the Happy Talk 'I'm a Firefighter' Pack!



Happy Talk is a part of the HSE Speech and
Language Therapy Service.

Happy Talk seeks to support language, literacy and
learning skills of young children.

Welcome to the Happy Talk Firefighter Pack!

This pack contains ideas and activities to play and use at home to help develop early language, literacy and learning skills.

We hope you enjoy these resources, and send photos of your drawings, make and do, and stories to us by email to aoife.oshea@hse.ie, by text or Whatsapp to 0876440177 or on Facebook (Happy Talk).

We look forward to seeing our regular Happy Talkers again in Cork City! Please note however, we are happy for this resource to be shared far and wide, and hope as many people as possible enjoy it.

All materials used in this pack are either generated by Happy Talk - HSE or are free to download online. The activities in this pack are intended for children aged approximately 4 - 8 years. However that doesn't mean some of these activities can't be enjoyed by kids of all ages; even grown up kids!

We wish to thank the students and staff of UCC Speech and Language Therapy Dept. for helping to make these packs possible!

Happy Talk Mindful Moments

Happy Talk Mindful Moments are a chance to take a time out and to settle or energise your brain and body. Learning to pay attention can build great listening and learning skills. In these times it is normal to feel a little worried, and so a Happy Talk Mindful Moment is a great way to remain calm.

Putting Out Fires Mindful Moment

Sometime it can feel like there is a fire in your body or your head. You might feel hot or cross, angry or mad, confused or muddled. Sometimes we need help to calm down, to 'put the fire out' so we can breathe, and think and plan. Let's imagine there's a fire inside our bodies and we will rub it away.



First, Arms: Use your right hand on your left shoulder. Run your hand deep and hard down your arm, past your elbow, to your wrist. Slow, and deep! Let's rub that fire out of your arm. Try the other arm. Then rub them both again.

Next, Legs: Starting at the top of your legs, using both hands at the same time, rub deep and hard down your legs past your knees and down to your ankles. Try it again.

Next, Hug Your Body: Wrap your arms around your body and give yourself a deep and hard hug! Squeeze as hard as you like; that deep pressure will help you feel calm; it will put out the fire!

Last, Your Head: Gently but firmly place your two hands flat on top of your head and rub your head deeply down to your ears and shoulders. Try this a few times: it can make you feel lovely and calm.

Firefighter Rhymes and Songs

I'm a Firefighter Song

(Hint - sing to the tune of 'I'm a little teapot')

I'm a Firefighter,
Brave and strong,
Climb up the ladders,
They're so long!
When I see the fire,
Hear me shout!
Use the hose and put it out!



The Wheels on the Firetruck

(Sing to the tune of 'The Wheels on the Bus')

The wheels on the firetruck go fast, fast, fast!

Fast, fast, fast! Fast, fast, fast!

The wheels on the fire truck go fast, fast, fast,

Whenever there's a fire!

The sirens on the firetruck go wooo, wooo, wooo...

The hoses on the firetruck go spray, spray, spray...

The ladder on the firetruck goes up and down, up and
down, up and down...

Whenever there's a fire!



I'm a Big Red Fire Truck

(Tune: I'm a Little Teapot)

I'm a big red fire truck long and stout,
When I am needed, I roar and shout!
People love to see me rush about,
Just turn me on and head me out.

I'm a big red fire truck stout and long,
Here's is my ladder, tall and strong,
When I get a call, you'll hear my song,
Just climb aboard and turn me on.



Firefighters

(Tune: Pop Goes The Weasel)

Down the street the engine goes,
The Firemen fight the fire,
Up the ladder with their hose
Out goes the fire!



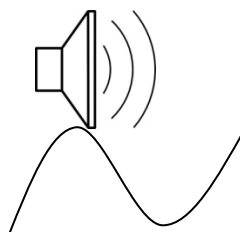
Rhyme Time Voices and Games

Say the rhymes using the following games and activities.

Whisper




Loud-Soft-Loud



Laughing



Robot Voice



Silly Voice



Slow Motion



When it gets a bit easier try these games:

Tap/drum/clap
out each beat



Tap/drum/clap
out each word



Say every second
word with
your child



Leave words and see
can your child fill the gaps



Make mistakes and
see does your child
spot them



Happy Talk Listening Rules

Look with your eyes



Listen with your ears



Mouth is closed



Feet on the ground

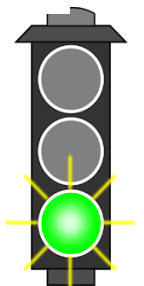


Hands are still

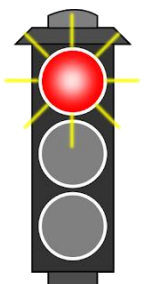


Listening Game: Traffic Lights

You need some lights to play these listening games. Colour circles of paper to hold up for the children to see. Or, if you don't have time, hold up coloured crayons or blocks and pretend they are the lights.



1. Pick actions and start with Red Light means 'Stop' and Green Light means 'Go'. E.g. This time we're going to jump, wave, dance, pretend to pull a rope. Hold up the red light for stop and green light for go!



Listening Game: Traffic Lights


Then add in extra coloured 'lights' as you play:

1. Different colours can mean different actions: **Yellow** light means skipping, purple light means crab walking or blue light means hopping etc.
2. Pretend to be a different animal for different colours: **Yellow** = lion, **green** = bunny, **purple** = frog, etc.
3. Place the 'Lights' around the room. You can say words that *rhyme* with the colours and the kids have to work out what colour you mean and run to that light:

'Run to the Blue Light' becomes: 'Run to the Shoe Light'

'Run to the Green Light' becomes: 'Run to the Sheen Light'

'Run to the Yellow Light' becomes 'Run to the Mellow Light'



Let's Learn Some New Words



Firefighter



Smoke Detector



Fire



Fire Engine



Fire Exit



Fire Extinguisher



Fire Alarm



Rescue



Ladder



Fire Station



Fire Hose



Fire Drill

Let's Learn about Firefighters

(See Can You Find Our New Words? Hint: They might be underlined!)

A firefighter's job is to keep everyone safe. Firstly, the part of the job everyone knows: they put out fires.



Often they use a fire hose to do this. They use their equipment to rescue people and animals who are stuck and need help. Sometimes they use a ladder to help rescue people. Firefighters also help people who are sick and people who have accidents. Firefighters have to be good at lots of jobs.

Firefighters work in the day and the night to keep us safe. Firefighters work in the Fire Station where they



practice and learn all about keeping us safe. When they are needed they come into the community to help us.

Firefighters are brave and strong. Firefighters travel in their fire engines. Fire engines are red. The fire engine has flashing lights that are red and blue.

Firefighters teach us to notice Fire Exits and Fire Extinguishers. They teach us how to listen for Fire Alarms and Smoke Detectors, and how to practice for if there is a fire. This is called a Fire Drill.

Messy Play: Mini Fizzy Volcanoes!

Volcanoes are hot mountains full of lava. Lava is like fire. In this game you are the firefighter putting out fires in the volcanoes.

Ready to make a mess? The grown-ups might want to play this one outside!

What you will need:

1. Cupcake/Bun trays
2. Breadsoda
3. Vinegar
4. Food colouring: yellow, red, and mix to make orange!
(Or any colour you like!)
5. Squeezy bottles! (Old ketchup, mayo, handwash bottle. A jug will work too!)



Instructions:

1. Put 3 spoons of bread soda into each tin.
2. Add 2 drops of food colouring to each. You can use different colours and mix them too.
3. Fill your squeezy bottles with vinegar.
4. Slowly add drops of vinegar to each tin.
5. Watch the volcanoes erupt!

What Does a Firefighter Use?

Firefighters wear helmets to protect their heads from falling things.



Firefighters wear fireproof clothes to stop the fire touching their skin in burning buildings.




Firefighters use radios to talk to each other and keep safe.



Firefighters used a torch to give light to help them see in the dark smoky rooms.



Firefighters use a hose to get water to help stop the fire.



Silly Billy: What Does a Firefighter Use?

Spot the Silly Billy Mistakes! If you hear a mistake say 'Silly Billy!' and correct the sentence.

Firefighters wear helmets to protect their knees from hopping frogs.



Firefighters wear sunglasses to stop the fire giving them a tan.




Firefighters use radios to dance their way through burning buildings.



Firefighters used a torch pretend to be ghosts and frighten people.



Firefighters use a hose to have water fights in the back garden.



Fire, Fire! Messy Play!

With all these games let the kids help to set up the game first and then play the game. When you are done the kids can help clean up!

That way they are taking part in three activities each time.

Fill a box or bucket. Draw or cut out some paper fires. 'Put them out' by spraying them with water! If you want to practice your numbers or letters call out which fire to put out by calling out the number or letter on that flame!



Put some paint or flour with water and food colouring in a bag: yellow, red and orange. Mix up the 'flames' to make a big messy fire! See how squishy it feels!



Use shaving foam and paint or food colouring to make a fire! Cover some toys with the 'fire'. 'Put out that fire' by washing it away with water from squeezezy or spray bottles.



Rescue Story Time: Patch the Cat!

We are going to tell a story together. It's your turn to be a firefighter! Imagine that you are in the fire station. A call has just come in that there is a cat stuck up in a tree in the park near you. Mrs. Murphy is very upset: she's worried her cat Patch won't come down. Oh no! You have to come up with a plan to rescue the cat.



FIRST: What will you do first?

Eat your lunch and wash all the dishes?

OR

Get the fire truck ready to go with all the right equipment e.g. a ladder?

You are ready to leave the fire station.

NEXT: What will you do next?

Drive to the swimming pool?

OR

Turn on the fire engine's siren and drive to the park?

You arrive at the park and lots of people are looking up at the Patch the cat high in the tree.



NEXT: What will you do next?

Tell everybody in the park to climb up the tree and take turns trying to get the cat for Mrs. Murphy?

OR

Tell everybody stand back at a safe distance while you get your ladder and put it up against the tree?

You have prepared all your safety equipment and are ready to climb up the tree.

NEXT: What will you do next?

Sing to the cat to see if he'll come down because he likes your singing so much?

OR

Carefully climb up the ladder and call 'Here puss puss! Psh! Psh! Psh! Psh! Here Patch!'

You are a very clever firefighter. You have a 'trick up your sleeve'. This is not your first cat rescue! You have two things in your pocket that will help you rescue Patch the cat. Can you guess what they are?

What will help you rescue Patch the cat?

A plastic bag?

OR

A soft towel?

A small tin of cat food?

OR

A banana?

That's right! When you are close to Patch the cat you open the small tin of cat food and put in on a branch that he can reach. When he comes to eat some of the cat food, you gently wrap him in the soft towel so he won't scratch you. You carefully climb down the ladder bringing Patch the cat and his cat food with you! You must have very good balance to be a firefighter!

LAST: What will you do last?

Make sure Mrs. Murphy is ok, and that she didn't get too big a fright?

OR

Thank everybody who stood back safely and let you do your job safely?

Thank Mrs. Murphy for calling you and not trying to climb up there herself?

OR

Make sure there are more tins of cat food in the fire station for the next cat rescue?

You're right! You can do all these things!



Rescue Story Time: Mr. Daly's Chimney

Another call has just come in from Mr. Daly. He lit his fire for this first time this Autumn and his chimney must have been blocked by an old bird's nest because his chimney is now on fire. You need to get ready to go quickly! What equipment are you going to take?



Fire Extinguisher



Cup of tea



Ladder

Can you pick the right equipment?
What else will you need?

Things We Need		
Fire Extinguisher	Ladder	

Now make your rescue plan, write down or draw your plan! What will you do First, Next, Next and Last?



Learning Time: School Fire Drill!

You had a very busy morning with Mrs. Murphy and Patch the cat, and Mr. Daly and his chimney. This afternoon you are visiting a school where you are going to help the children learn about a Fire Drill. (Get some of your dolls, teddies, animals and figures. Sit them around you like they are the class in the school you are visiting this afternoon. Practice the Fire Drill with your toys.)



Practice what you are going to tell them so they can be safe if there is a fire or an accident.

FIRST	STOP WHAT YOU ARE DOING DON'T TRY TO GET ANYTHING
NEXT	GET IN LINE LISTEN TO TEACHER
LAST	WALK OUT OF THE BUILDING

GET OUT! or STOP, DROP AND ROLL!

To help the children learn about what to do if there is a fire you are going to play
'Get Out!' or 'Stop, Drop and Roll!'

For this game you will need music and a space with an exit. If you are playing in a room the door or doors are the exit, or you are playing outside name a corner of the garden or park as the 'Exit'. No matter where you play make sure the 'Exit' is a safe space.

If there is a fire the first thing to do is to 'GET OUT' but if the fire gets your clothes you have to 'STOP, DROP and Roll'.



In this game, we are going to practice getting out and 'stop, drop and roll'. Play music and everyone can dance. When you stop the music call 'Get out!' or 'Stop, Drop and Roll!'


Get Out: Everybody must WALK to the Exit and get out!

Stop, Drop and Roll: Everyone must stop, drop to the floor, and roll around.

When the music starts again, get back in the room, or get up, and get dancing!

Run, Run! Hot or Cold?

Draw two thermometers showing hot and cold.



Put the thermometers on different sides of the room or garden. Everyone must stand in the middle of the room or garden at the beginning of every turn.

Call out things that are hot and cold and everyone must run to the right thermometer each time! Here are some ideas to get you started:



Find the Fire!

(Outdoor Game!)

This game involves squirting water so we imagine most grown-ups would prefer if it was played outside!

Let's get ready!

This game is just like hide and seek! In this game one person gets to be the Firefighter and everyone else are the fires! If you want you can wear something red (a red tee-shirt or a red sticker) to show that you are a fire. The Firefighter needs a fire extinguisher (a clean squeezezy or spray bottle filled with water). The Firefighter counts to 20 and the fires all hide. When the Firefighter finds the fires they can 'put them out' by spraying them with water! Watch out all the 'fires'; you are going to get wet!



Building Sentences



Take a minute to look at this picture. Talk about everything you can see. Make a list of words you know already (firefighter, hose, fire). What else might a firefighter use at work?

Let's make some short sentences. Use the words here to help you fill in the blanks.

flames	helmet	brave	fire	hose
--------	--------	-------	------	------

1. The house is on _____.
2. The firefighter is using a _____.
3. The firefighter is wearing a _____.
4. I see orange and red _____.
5. Firefighters are _____.

Building Longer Sentences

Now we can try some trickier sentences.



Use the words here to help you fill in the blanks.

fire	mask	protective equipment	fire	hose
face	flames	firefighter	house	protect

1. The firefighter is wearing a _____ to _____ his _____.
2. The firefighter is using a _____ in order to put out the _____.
3. The house is on _____, but the _____ will put it out.
4. The big _____ have spread through the _____.
5. The firefighters are wearing _____ _____ to keep them safe.

Answers:

1. The firefighter is wearing a mask to protect his face.
2. The firefighter is using a hose in order to put out the fire.
3. The house is on fire, but the firefighter will put it out.
4. The big flames have spread through the house.
5. The firefighters are wearing protective equipment to keep them safe.

Fire Engine Feet and Firefighter Fingers!

This game might get a little messy so make sure that you have old clothes on for painting and something on the table like old newspapers!

What you will need: paper/cereal box cardboard, paint and markers/crayons.

Fire Engine Feet

First, take off your shoes and socks and paint your foot with paint (oooo smelly feet!!!). Make a footprint on your piece of paper/cardboard.

Once your footprint is dry, make your foot into a fire engine! Draw the ladder, the wheels and even the firefighter!



Firefighter Fingers

For your firefighters, paint your hand with paint and make a handprint on your piece of cardboard/paper.

Once your handprint is dry, draw five firefighters with helmets. Draw a firefighter on each finger, give them a funny face! Draw their arms and draw a hose in their hands.



Fire Hunt!

(Indoor Game)

For this activity, we are going to go on a firefighter scavenger hunt! The Fire Hider will hide the 'fires' and everyone else will be a Firefighter.

Let's get ready! We need 3 things to play this game:

1. Things that are red
2. Bags
3. Fire Extinguishers

1. The Fire Hider will hide red things around the room, or the whole house. BE CAREFUL though: the firefighters need to be able to pick up these red things with a clothes peg. And so, try gathering: red sock, red clothes, red paper, magazine pages with red in them, pictures from brochures of red things, small red toys, red card cut up from food packaging.



2. Each firefighter will need a bag to collect the 'fires' that they find on their 'Fire Hunt'.

3. How to make the 'Fire Hunt' Fire Extinguisher

What you will need:

1. Plastic bottles
2. Red paint/old red paper
3. Piece of white paper
4. Marker
5. Glue
6. Clothes pegs

How to:

1. Paint each bottle red
(you can use the squeezezy bottles from earlier!)
2. Let this dry.
3. Glue a clothes peg to the top of each bottle.
4. Stick a piece of white paper to the bottle and write a number/name on this. Everyone must have their own special number.



Fire Hunt!

(Indoor Game)

To put out the fire, use the clothes peg to pick up the item and put it in your bag.

See who put out the most fires at the end by counting who has the most things in their bag!

You can make the game tricky by telling all the firefighters that there will also be a quiz at the end of the Fire Hunt for extra points.

Fire Hunt Quiz!

1. How many smoke detectors in the house?
2. If you are in the kitchen where is the safest EXIT?
3. Do you have a fire guard? (Hint - these might be near the fireplace)
4. Where are matches and lighters kept?
5. What rooms are your smoke detectors in?
6. How many exits are in each room in your house? (Hint - an exit is way that you can get out of a room, like a door!)
7. If you are in your bedroom where is the safest EXIT?
8. If your clothes catch fire what do you do?



Five Firefighters Action Rhyme

Get your 'Firefighter Fingers' which you made earlier for this song. If you haven't made your 'Firefighter Fingers' yet use your own hand and fingers! Point to your own fingers or draw little firefighters on your fingers.

Sing the song below, point to each finger and do the actions for each finger firefighter.
(To the tune or rhythm of "This Little Piggy".)



This firefighter rings the bell,
(Point to thumb)

This firefighter holds the hose so well,
(Point to index finger)

This firefighter slides down the pole,
(Point to middle finger)

This firefighter chops a hole,
(Point to ring finger)

This firefighter climbs higher and higher,
(Point to pinky finger)

And all the firefighters put out the fire!

Clap and Count

All words have parts or syllables. A word might have one, two, or even more parts. We are going to clap the parts in the words.

Nibbles and Twitch are rabbits.





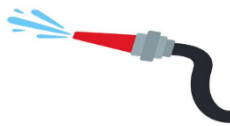

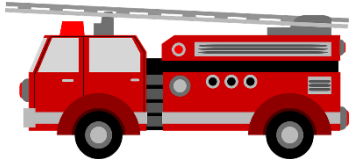
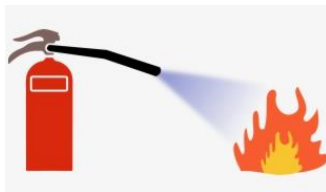

Rabbit has 2 parts, Ra (clap)-bbit (clap).

They are grey rabbits. Grey has one part, grey (clap).

This week we are learning about Firefighters.

Firefighter has 3 parts: Fire (clap) - figh (clap) - ter (clap).

Now it's your turn! Clap the parts in your new words. Stack blocks to help you count the parts. Split up the longer words!

 Fire	 Alarm	 Helmet
 Torch	 Hose	 Ladder
 Fire Engine	 Fire Extinguisher	 Fire Drill

Answers for number of parts: Fire:2 Alarm:2 Helmet:2 Torch:1
Hose:1 Ladder:2 Fire Engine:4 Fire Extinguisher:6 Fire Drill: 3

Guess The Drawing (Pictionary)

Pictionary is a fun guessing game! For this game you must show off your drawing and art skills.


You will need: a pencil and something to draw on.

To play this game, one person can draw a picture of one of our new words, while the other person tries to guess what the picture is as quickly as possible.

Draw some of our new words or think of your own firefighter words!



Pictures of New Words:



Fire Extinguisher

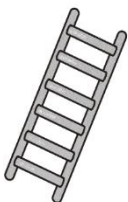


Radio



Fire

Firefighters



Ladder



Fire Alarm



Helmet



Fire Engine

Firefighter Wanted!

Your local fire station is looking for a new firefighter. They have asked you to draw a poster to tell people about the job.

You can draw a poster and talk about all the things that you think are important for the job.

- What is the name of the job?
- What do you do as a firefighter?
- What skills are needed for the job? What do you have to be good at?
- Do you have to have done the job before?
- How many hours do you work everyday?
- Explain why it is a good/bad job

Here are some words to include on your poster:

- Fires
- Danger
- Teamwork
- Brave
- Rescue
- Kind
- Strong



Who Will Get the Job?

The Fire Station got lots of job applications and want to find the best fit for the job. What do you think?

"Hi I'm Milo the Monkey. I'm very friendly and I'm always smiling. I'm not crazy about climbing though. Honestly, I'm afraid of heights and I don't do ladders!"

Is Milo a good fit for the job?




"Hello! I'm Eleanor the Elephant! I'm really good at spraying water. It's great fun! I can spray up high and down low! If you want to cool down on a hot day, I'm your elephant! I bet I could put out fires too. My trunk is just like a hose."

Is Eleanor a good fit for the job?



"Hi! I'm Sheila... the... sloth. I take my ... time! Last week I climbed a tree to ... help a cat get down. I took a nap and ... by the time I woke up... she had climbed down herself."


Do you think Sheila is a good fit for the job?



"Hi I'm Jerry the Giraffe! When I grow up I want to be an entomologist; I want to learn about insects. My favourite are crawling insects. That's why I look at the ground all day long. It hurts my neck a little, but it's worth it! Insects are fascinating."

Do you think Jerry is a good fit for the job?

(If you want to be an entomologist find the Happy Talk Insect Pack online!)



"Liam is my name. You want a list of things I'm afraid of? Oh, well! Fire, water, heights, loud noises, smoke, hot things, shouting, dust, clothes (I don't like wearing clothes, especially hats), torches... I don't know why, but torches just make me afraid! Will I keep going?"

Do you think Liam is a good fit for the job?



"Hi I'm Jimmy the meercat. I'd love to be a firefighter! I can bring my family with me right? My brothers and sisters; Bimmy, Shimmy, Zimmy, Fimmy and Himmy. And of course my cousins, they can come too right? There's Dimmy, Gimmy, Kimmy, Limmy and Skimmy? I guess we could all be firefighters? We go everywhere together."

Do you think Jimmy (and his family) are a good fit for the job?



"Hi I'm Polly the Pelican! I know I'd be a great firefighter. I really like helping people and I already have some of the tools I need. I can fly high and my beak is like a bucket! I can dump water on fires from high in the air."

Do you think Polly is a good fit for the job?



"I'm Carlos the Cow. I'd be great firefighter. Sorry, did you say you need the water to put out fires. Oh! That might not work. I drink almost 400 litres of water on a hot Summer's day. I can't give my water to put fires! Don't be silly!"

Do you think Carlos is a good fit for the job?



"Hello there! I'm Linda. I am brave and strong. Last year I did some first aid training and I also did a course on fire safety. I like to help other people in the community and I am friendly and helpful."

Do you think Linda is a good fit for the job?



Fire Hose

For this game you will need as many people as you can find! Everyone reaches their hands into the circle and grabs someone else's hands. You have to grab a different person with each hand.



Once everyone is holding a hand you can't let go! You have made lots of knots in the fire hose!

You must work as a team to untangle the knot by twisting, turning, ducking, and stepping over others.

If you are stuck, one person can be the Fire Station Boss and help you untangle without letting go!



NEVER /ALWAYS Fire Safety Tips

We are going to make a Fire Escape Plan.

Every plan has some 'Dos' and some 'Don'ts' or 'NEVER' and 'ALWAYS'.

Here are some NEVER ALWAYS Fire Safety Tips to get us started:



1. NEVER

Never touch fire.

Never touch matches or lighters without a grown up saying it's ok.

2. ALWAYS

If your clothing catches on fire always remember to:

- Stop
- Drop
- Roll



3. NEVER

Never hide during a fire.

Always let the grown-ups and firefighters see you by waving your arms and calling out to them.

4. ALWAYS

During a fire, always remember to stay low on the floor.

Get down on all fours and crawl to the nearest exit.



Fire Escape Plan

Now that we know some Safety Tips, we can make a fire escape plan! You can probably think of more Safety Tip or more 'Always / Never Tips'.

Step 1: Draw a picture of the inside of your house and circle all the doors and windows.

Step 2: Go into each room in your house and find all the ways to get out in case of a fire.


Step 3: Check that all windows and doors in your house open easily.

Step 4: Make sure your house has fire alarms. Push the test button to check that they are working!

Step 5: Pick a place outside your house for all your family to meet at if there is a fire, this should be in front of your house.

Step 6: Learn the emergency phone number for your local fire department - 999 or 112.

Step 7: Practice your home fire escape drill!



Twinkl was used to help with some of the resources in this pack.

Check out their website: <https://www.twinkl.ie/>

Quiz Time!

- 1) Who helps us when there is a fire?
- 2) What number do you call if you need fire services?
- 3) What does a firefighter use to breathe?
- 4) What does a firefighter wear?
- 5) What does a firefighter drive?
- 6) What fire equipment do you have at home?



Answers:

1. A firefighter
2. 999 or 112
3. A mask
4. A special fireproof uniform
5. A fire engine
6. A fire extinguisher or a fire blanket

Obstacle Course



For this game we are going to pretend to be a firefighter, running through obstacles to get to the fire and put it out!

This can be played inside or outside.

Create an obstacle course using items such as shoes, chairs, cushions or any toys!

Use something red (e.g. a jumper) to be the fire at the end of the obstacle course.

Run through the obstacle course to get to the end and put out the fire, you can use one of your fire extinguishers that we drew earlier!



Firefighter Word Search



i	x	n	t	h	i	y	b	s	m	b	a	r	f	f
b	f	l	k	q	h	e	l	m	e	t	w	s	w	i
m	e	a	j	m	c	x	q	k	h	j	p	e	i	r
m	j	d	c	l	f	t	m	l	t	h	s	f	e	e
h	a	d	r	c	z	i	c	f	i	r	e	i	a	t
h	n	e	e	u	p	n	v	x	m	s	d	r	c	r
v	t	r	j	c	h	g	e	n	o	a	a	e	b	u
g	n	k	x	c	z	u	f	h	k	a	w	f	a	c
d	q	c	x	k	d	i	n	w	e	i	l	i	r	k
e	b	l	i	s	z	s	d	u	t	r	e	g	f	r
h	l	w	e	y	a	h	d	n	q	c	k	h	e	r
a	a	r	d	y	v	e	z	o	q	s	m	t	n	t
m	q	e	f	k	e	r	t	m	g	m	a	e	s	b
l	f	a	p	s	p	w	o	x	i	w	w	r	m	p
s	a	u	l	x	h	a	z	i	z	y	p	p	v	y

Credit - ESLKidz

Nibbles and Twitch have found the first one for you!

Now can you find the rest?




Words:

firefighter✓ water fire ladder

extinguisher fire truck hose helmet

Firefighter Crossword Puzzle



Across

1. This is where firefighters work.
2. This is used for climbing up high.
3. This is a light to help firefighters see in dark and smoky rooms.

Down

1. A person who comes to the rescue when there is a fire.
2. A firefighter drives this.
3. This lets everyone know when there is a fire.
4. This sprays water or foam to put out a fire.

Answers:

Across: 1. Fire station 2. Ladder 3. Torch

Down: 1. Firefighter 2. Fire engine 3. Fire alarm 4. Hose