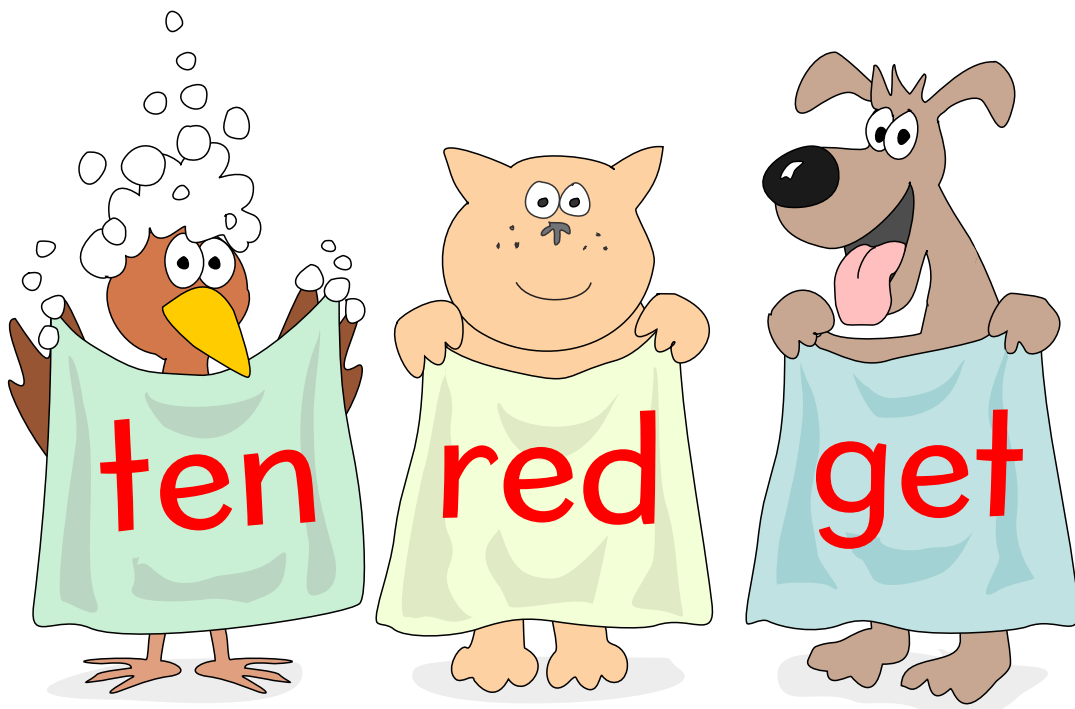


Progressive PHONICS™

Beginner
Book **2**



Short Vowel "E"

Written and illustrated by
Miz Katz N. Ratz™

Letters & words used in this book

c a t s m n d h r					
e b g l v w y					
hen men ten	bed red	leg	get let wet	vet yet	yes
can van	bad had	am	at cat hat	mat sat	

The red letters and words are newly introduced in this book.

Copyright © 2004–2015 by Miz Katz N. Ratz
All rights reserved. This book or any portion thereof
may not be reproduced or used in any manner whatsoever
without the express written permission of the publisher
except for the use of brief quotations in a book review.

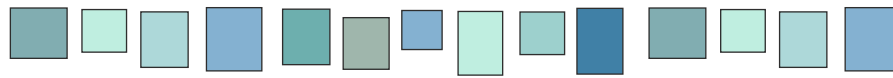
Produced in the United States of America.

Fifth Edition, 2015.

Progressive Phonics Co
Los Angeles, CA


www.ProgressivePhonics.com

TABLE OF CONTENTS



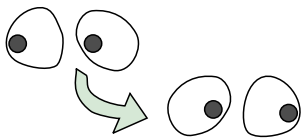
Quick Start Guide	4
Intro to “eh” sound	5
“en” word family	6
hen, men, ten	
“ed” word family	20
bed, red	
Letter “b” vs. letter “d”	32
“eg” word family	49
leg	
Letter ‘g’ note	50
“et” word family	55
get, let, vet, wet, yet	
“es” word family	86
yes	

Quick Start Guide




Read the book **WITH** your child. You read the “regular” text, and he/she reads the big, red words, sort of like reading the different parts in a play.

Help your child sound out the words as needed.




Read the book several times. This helps develop the eye muscles and left-to-right reading patterns.

Don't rush it. Body-builders don't train in a day – neither does a child.



And most important of all, **HAVE FUN!**

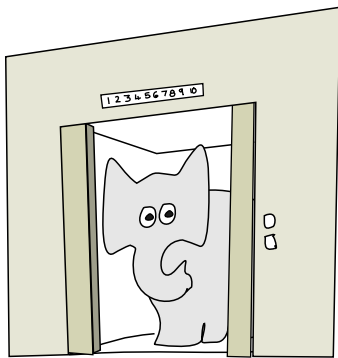




(Read this page TO
your child.)

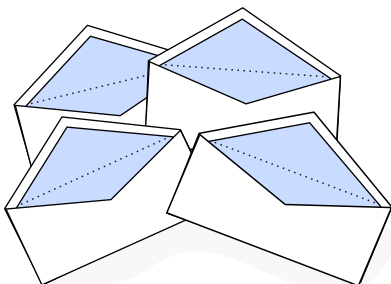

Today we are going to
practice the “eh” sound.
Can you say, “eh”?

The “eh” sound is in lots
of words, like –



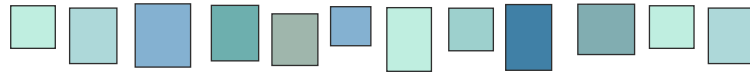
Elephant
elevator.

Endless
eggs.



Empty envelopes.

"en" family



ten

men

hen

I Am Ten




I **am ten**,
and I have **ten**
pets...



...**ten** lovely

worms all slimy


and wet.



My **ten** little


worms eat dinner

on my plate...



...then one day I

had spaghetti...



...and a worm
said, "Hey!"




(Read this page TO
your child.)

Usually when there is more than
one of something, we add a “sss”
sound to the end of the word to
show there is more than one.




cat



cats



hen




hens

But it's different with the word 'man.' We
don't say, “mans” – we say, “men” –




man




men

~~mans~~


Three Men And A Hen




One **man**
and a **mat**.



Two **men**
and a **hat.**



Three **men**
and a **hen**.

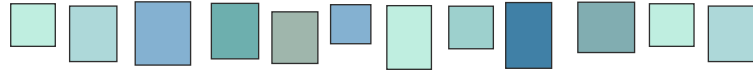


Three **men**,

an egg and a

hen.

"ed" family



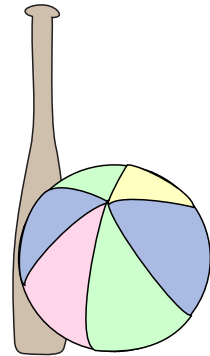
bed
red




(Read this page TO
your child.)

The letters 'b' and 'd'
look a lot alike.

b




d




On the next page is a trick to
help remember which is which.

Make a fist with both of your hands with the thumbs sticking up.



Now pretend that this is a bed –



This hand
is the
letter 'b'



This hand
is the
letter 'd'



Betty's Bed




My **bed** is not
a baby **bed**.

My **bed** is not
too small.




My **bed** is fine –
the problem is...



...that I **am**

really tall.

Bad Food




I hid some food
under my **bed**...



...but then the food
went **bad**.




The **bad** food
jumped up and
down on my head.



Then the **bad**
food kicked me
out of **bed**.

I Like Red




I like **red**.


I like **red** a lot.



So I always
wear something
red on top.



Like my little
red ribbon,



or my little,
red hat...




...or my big,
red wig,




which is full
of cats.


Red Nose



I **had** a **bad**
cold, so I **had**
to stay in **bed**.



My nose was
runny and really,
really **red**.



My runny, **red**

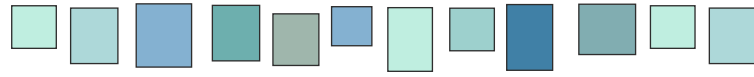
nose tried to run

away.



So I used some
glue to make my
red nose stay.

"eg" family



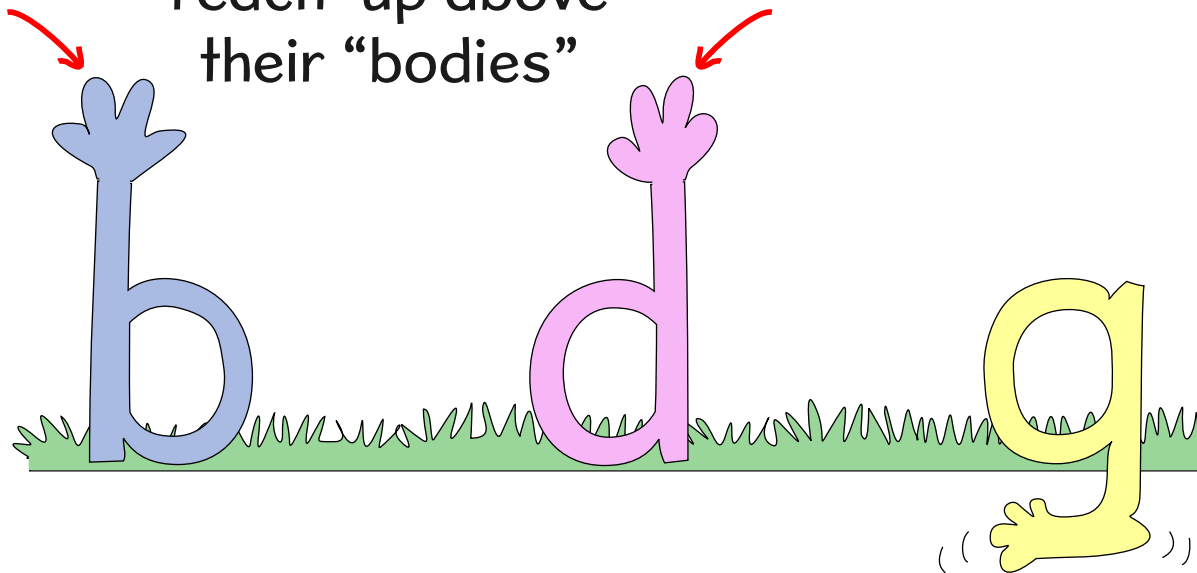
leg




(Read this page TO
your child.)

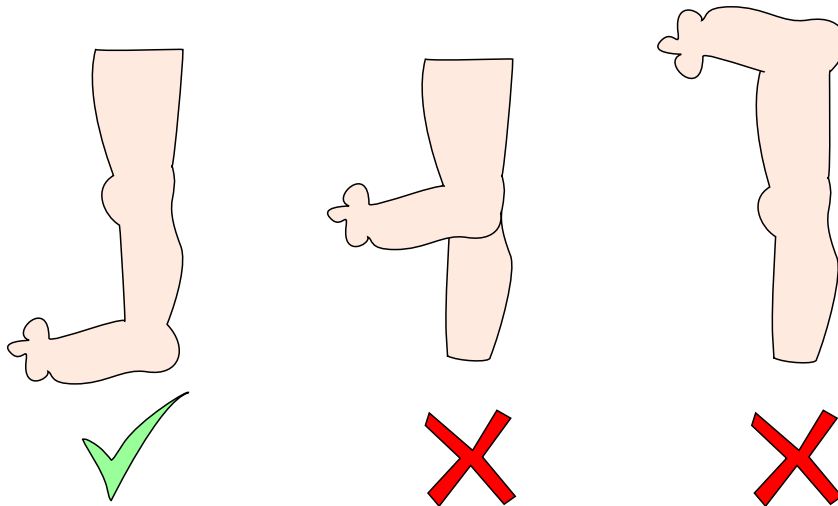
Here's a way to
remember the
letter 'g'

The letters 'b' and
'd' have **arms** that
reach up above
their "bodies"




But the letter 
'g' has a **FOOT**
under its "body"

A foot is always at the end of a leg,
not the middle or the top:

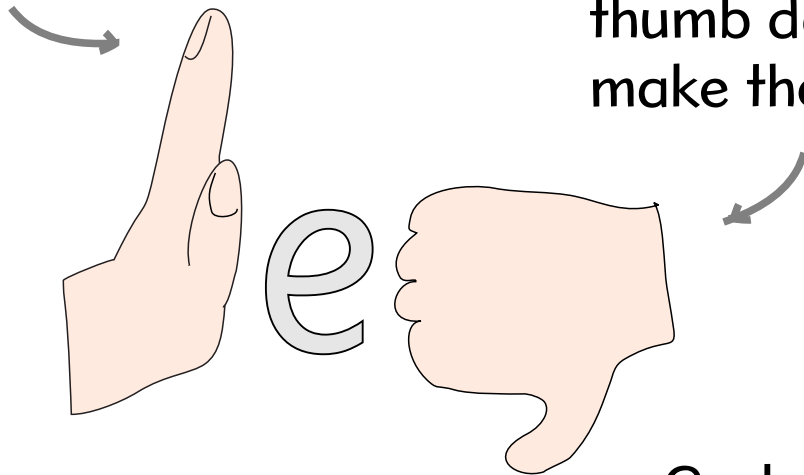


So it helps to remember that the letter
with the little “foot” (the letter ‘g’) is
always at the end of the word, ‘leg.’

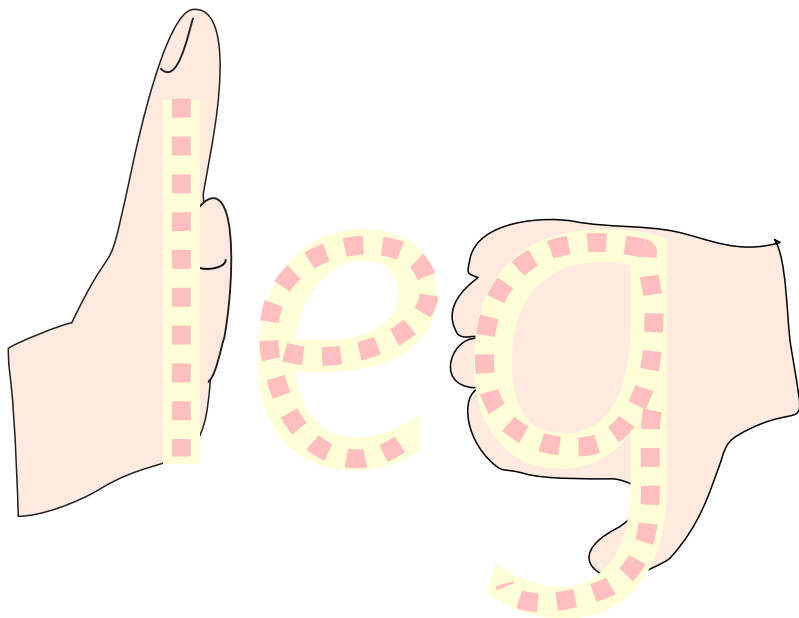


Hold your left hand flat to make the letter 'l' –

Point your right thumb down to make the letter 'g' –



Curl your thumb to make the little "foot."



One Leg In The Water



This is how I like to
stand: one **leg**
in the water, one
leg in the sand.



But with one **leg** in
the water, I never,
ever know if some-
thing in the water...




...wants to bite
my toe.

I Can Stand On One Leg



I **can** stand
on one **leg**.



I **can** stand on
the other **leg** too.

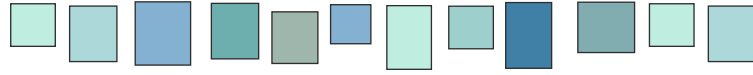


But **can** I stand
on no **leg** at all?



**When I try,
I just fall.**

"et" family



get


let

vet


wet

yet

For My Birthday



For my birthday, I will
get a bike. I will
also **get** a cake and
a dog called Spike.




And Spike will **get**
a collar, and Spike
will **get** a leash...



Wait! Why will Spike
get anything?

On my birthday, I
am the king!

Purple Pill



If I **get** sick,


if I **get** ill,



I always **get**
two purple pills.




The pills **get**
stuck inside my
mouth.



Then I have to
get my brother
to pull them out.


Let Me Wear Your Hat




My **cat** said to
me, “Please, **let**
me wear your **hat**.”



Then my **cat** said,
“Please, **let** me
wear your pants.”




Then my **cat** said,
“Please, **let** me
wear your shoes...”




“Look **at** me,
now I **am** you!”


I Let My Fish




Last night, I
let my fish
watch a little TV.



Then I **let**
my fish sleep in
bed with me.




I forgot that my
fish **had** water
in his bubble.



And now my **bed**
has a really big
puddle.

A puddle is a small pool of water.

The Vet's Van




The **vet** vacuumed
his **van** today. When
the **van** was clean,
the **vet** said, “Yay!”



But then a vulture
jumped into the
van.



with mud on his feet
and chocolate on his
hands.



“Oh, no!” said the **vet**.

“Now my **van** is dirty.

That vulture is a **bad**,

bad birdie.”

Wet Vet



With a **wet** sponge
in his **wet** hand, the
vet washed the
wet van.



When it was time to
rinse off the soap, the
vet turned around
and said, “Oh, no!”



Splash! The vulture
sprayed the **vet**...




...and that is how
the **vet** got
wet.

Not Yet




The **vet** and the
vulture made a cake.

They put it in the oven
so that it could bake.



The **vet sat** down
on his little **vet** “beddy,”
saying, “Wake me up
when the cake is ready.”



(**Ten** minutes later.)


“Oh, vulture,” said the

vet, “is the cake

ready **yet**?”



“Not **yet, Vet,**
go back to sleep. I
will wake you when
it’s time to eat.”




(**Ten** minutes

later.) “Tell me, little


birdie, is the cake

ready **yet?**”




“Not **yet**, **Vet**.


No, no, not **yet**.”



A little while later, the
vet was awake. He
went downstairs to
eat some cake.

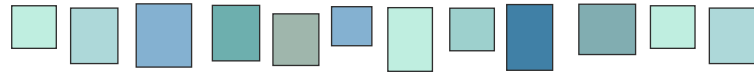


But the cake was
gone, and the dishes
were dirty.




“Oh, no!” said the
vet. “That **bad,**
bad, birdie.”

"es" family




yes

Where Is My Cake?



Yes, it is my birthday,
and **yes**, I have a cake,
but where is the cake?
It is not on the plate.




I have a **cat**, so

I looked in her mouth.


I saw no cake, but

yes, I saw a mouse.



I asked my dog, “Have
you seen the cake?”

My dog said, “**Yes**,
go ask the snake.”



Yes, I guess,
the snake ate
the cake.

The End

Next:
Progressive Phonics
Book 3: Short Vowel “I”

ProgressivePhonics.com